

# The Brazilian Presidential Race, 2014

## *The Final Six Weeks*



Timothy J. Power  
University of Oxford  
18<sup>th</sup> September 2014



## *E pluribus duo*

<b>Election Year</b>	<b>PT + PSDB Chamber (%)</b>	<b>PT + PSDB President (%)</b>
<b>1994</b>	<b>27</b>	<b>81</b>
<b>1998</b>	<b>31</b>	<b>85</b>
<b>2002</b>	<b>33</b>	<b>70</b>
<b>2006</b>	<b>38</b>	<b>90</b>
<b>2010</b>	<b>35</b>	<b>80</b>



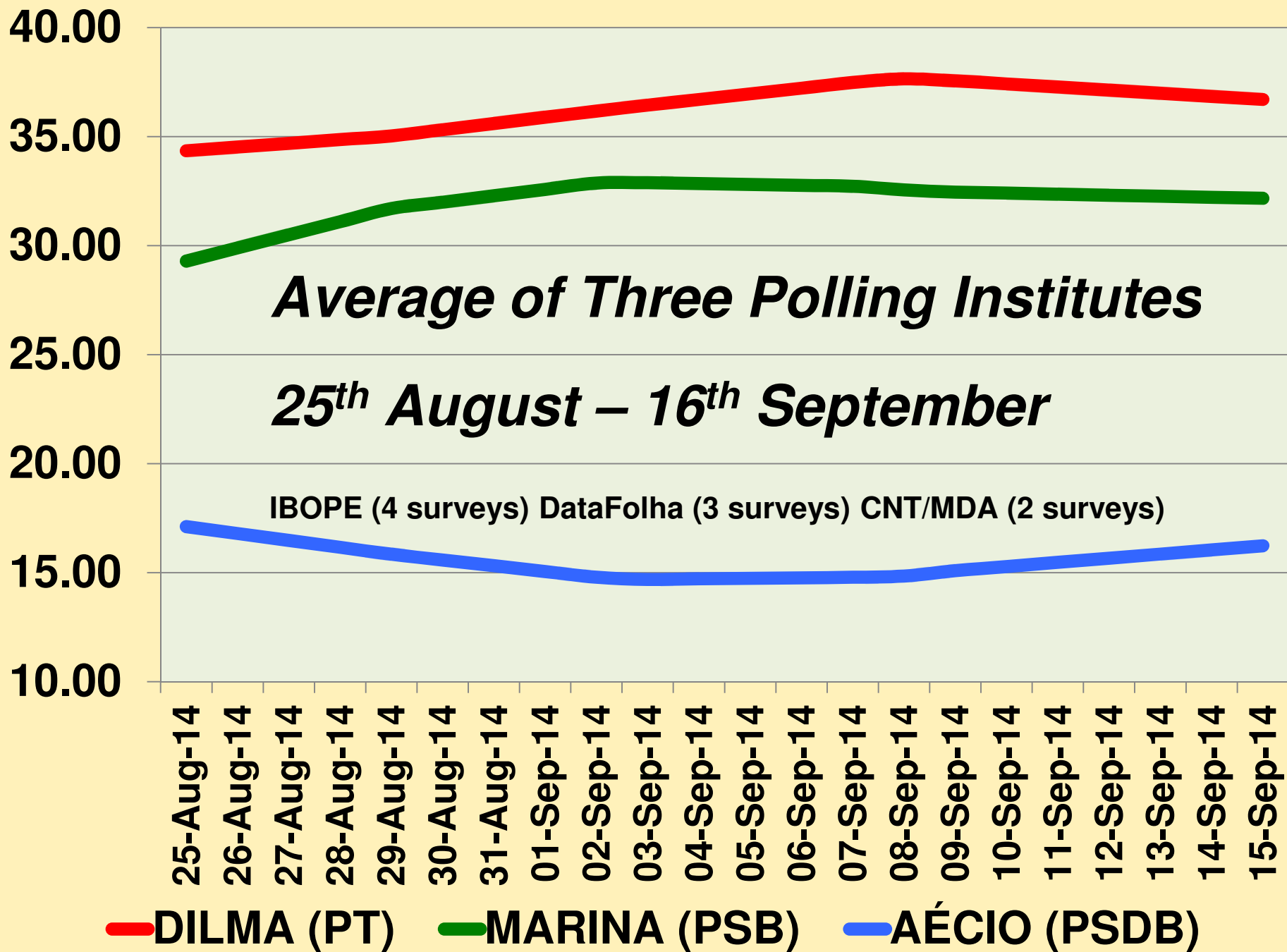
**PT**



**PSB**



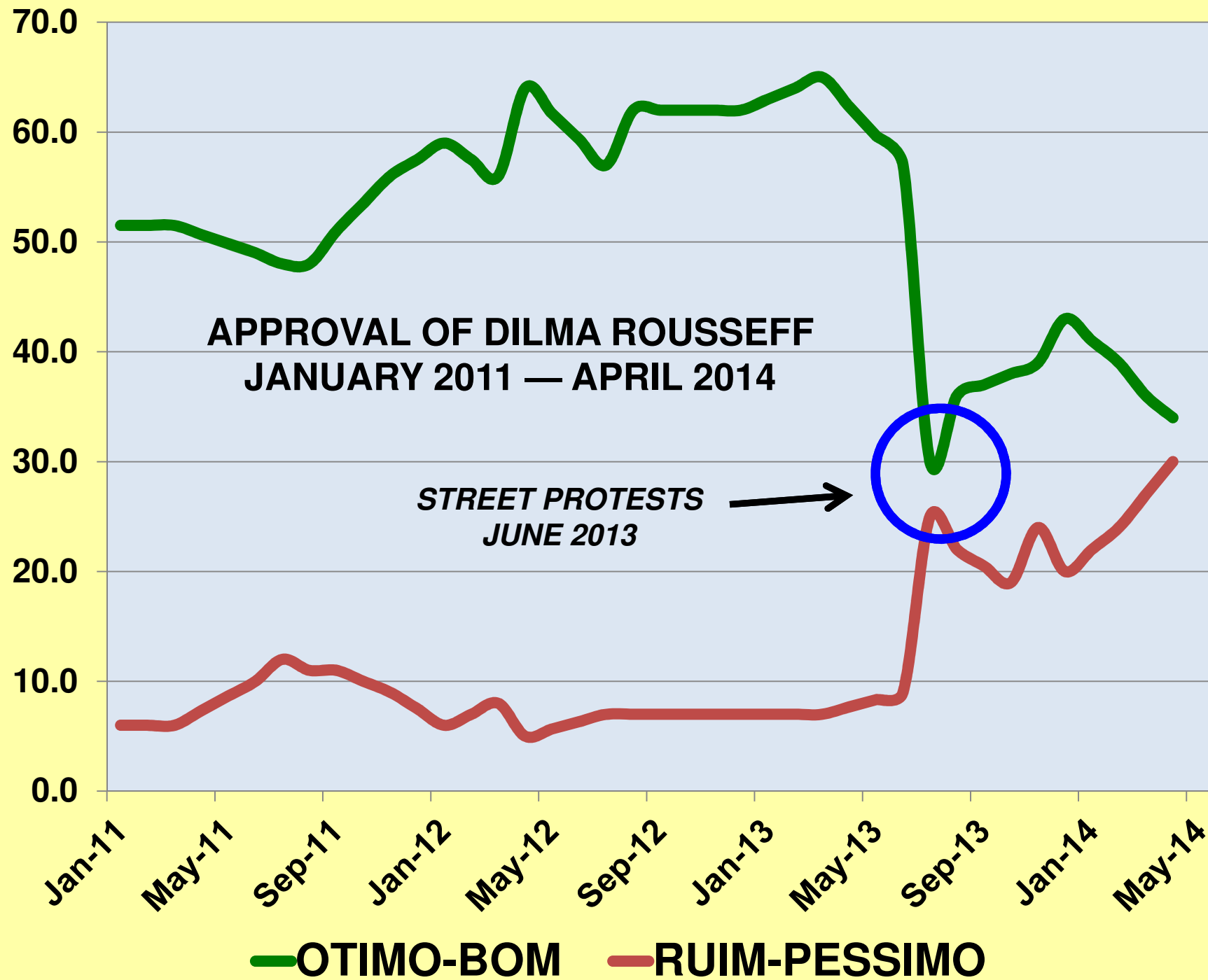
**PSDB**



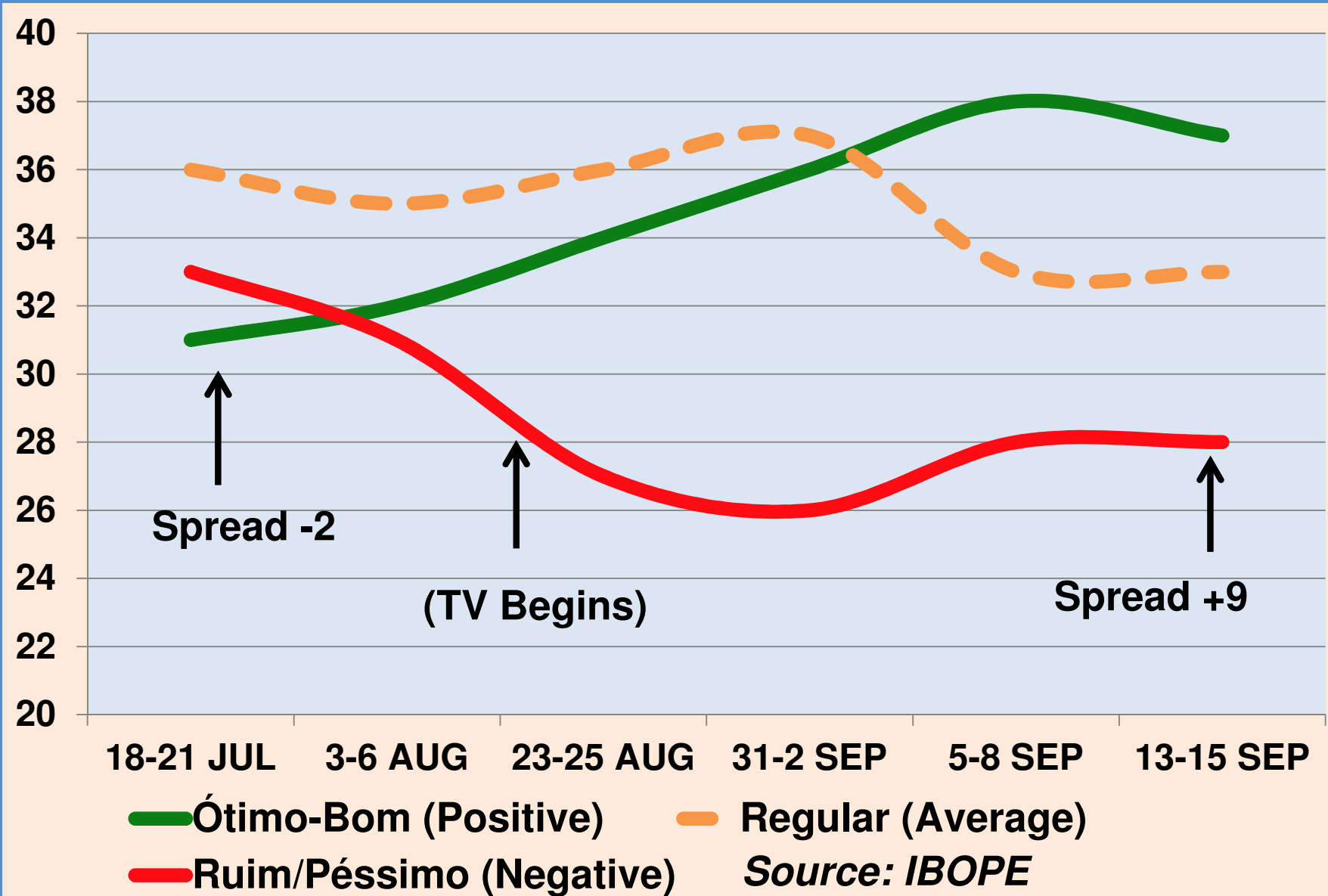


# RUNOFF SIMULATIONS FOR 26<sup>TH</sup> OCTOBER 2014

Poll/Date	DILMA	MARINA	Blank/Null	Undecided
MDA 7 Sep	42.7	45.5	8.4	3.4
DataFolha 9 Sep	43.0	47.0	6.0	4.0
Vox Populi 14 Sep	41.0	42.0	11.0	6.0
IBOPE 16 Sep	40.0	43.0	11.0	6.0
<b>AVERAGE</b>	<b>41.7</b>	<b>44.4</b>	<b>9.1</b>	<b>4.9</b>



# Dilma Evaluation Since July



# Rejection Rates: “Among These Candidates, Is There Any for Whom You Would Never Vote?”

DATE	DILMA	MARINA	AÉCIO
25 August	36	10	18
02 Sept	31	12	18
15 Sept	32	14	19

Source: IBOPE



# Thank you



[timothy.power@lac.ox.ac.uk](mailto:timothy.power@lac.ox.ac.uk)



UNIVERSITY OF  
**OXFORD**